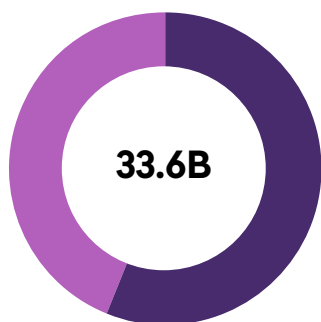


2024 ACH NETWORK VOLUME AND VALUE

33.6B Payments Totaling \$86.2T

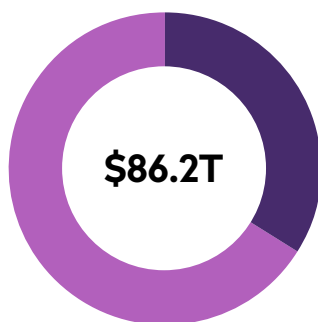
Value has increased by **MORE THAN \$1T** every year for 12 consecutive years!

2024 VOLUME



● 18.8* Billion Debits
● 14.7* Billion Credits


2024 VALUE



● \$29.3* Trillion Debits
● \$56.8* Trillion Credits

*Totals do not add due to rounding

VOLUME



From 2023

VALUE



From 2023

134M

Think about it:
The ACH Network averaged nearly
134 million payments per day.

98

Think about it:
The total volume of 2024's ACH payments translates
to approximately 98 payments per American.

B2B volume increased 11.6%



2024 Volume Breakdown

Internet



+8.4%
10.7B

Direct Deposit



+3.7%
8.6B

Healthcare



+4.6%
510M

P2P



+18.8%
392M